

BBC Testcard W

By G8MNY

(Updated Jan 08)

Thanks to Steve for the original bul...

For all you Techno phoebes looking at the Tech side of Freeview, here's a bit more you can achieve with your Digital FTA box.

----- Original Message -----

Sent: Sunday, January 20, 2008 5:54 PM

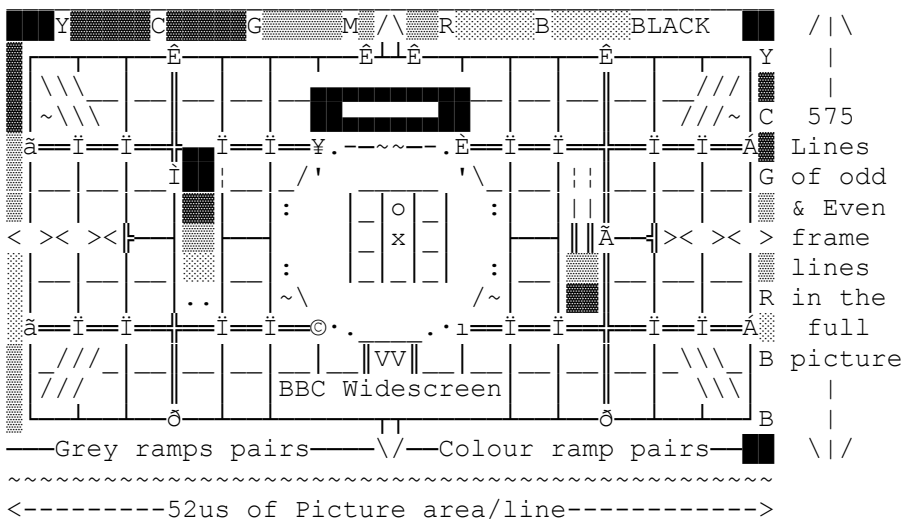
Subject: Hidden test card on Freeview

- 1) Tune to BBCi on 105
- 2) When BBCi background appears press Yellow, within 30 seconds
- 3) Tune to another channel
- 4) Go back to 105
- 5) When BBCi background appears press Green, within 30 seconds
- 6) The word secret should appear on the top right and then the Status page should appear.
- 7) Enter 3, 3, 5, 8, 2, Red, Green, Yellow, Blue
- 8) Wait between 30 seconds and a couple of minutes and TCW should appear

This does work on IDTV's as well, give it a shot, it only works on newer STB's apparently?

73 - Steve, G1KQH @ GB7COV

The TESTCARD W, a 16:9 wide version of Testcard F & should look something like this if you have compatible 8 bit ASCII Graphics font.





TESTCARD TESTS

SIZE/SHAPE/POSITION: On a properly set up 16:9 display, you should see a round circle in the middle & the whole picture right up to the outer chevrons. On a CRT you can adjust all of these, on LCD/Plasma they are designed in, & you can't! Some position shift between RF, PAL, & RGB inputs is normal on displays.

DEFINITION: With a good RGB feed to your screen the highest of the 6 right hand definition grating (720 pixels approx 7MHz?) should be displayed, but not if your on a PAL only SCART port!

The lower frequency response (phase) can be assessed with the letter box at the top, there should be no dragging of it's centre into the surround.

GREY SCALE: The 6 left hand grey scale steps should all look like equal brightness steps, & no colour variation. The black & white ones include 2 dots of a bit brighter & darker so that any peak clipping/cut off can be detected. Different Gamma correction curves are needed for CRT & LCD per colour to achieve the grey scale, but a Plasma display is quite linear.

CROSSHATCH: The white cross hatch lines  are over the grey background are for colour convergence & focus tests (CRT only). They include the clearer black edged  lines & corner diagonals as well.

COLOUR BARS: There are no castlations any more on the edges of the testcard that used to show up Line timebase picture in syncs phase problems, but instead there are colour bars (white yellow green magenta red blue black) & stripes to show up early/late PAL/MPEG colour problems as well as PAL line pairing. Colour tint & level is best judged on the skin colour of the little girl. On some displays the colour saturation level varies depending on source..RF, PAL, RGB.

RAMPS: At the very bottom is a grey & colour dual pairs of ramps show up any uneven steps in the MPEG encoding process/digital quantisation problems.

#### LIMITATIONS

On a small screen this Freeview Testcard W looks really good, but on a big one you do see a lot of JPEG/MPEG line edge artifacts (ripples) which rather spoil the quality.

There are no moving parts of this picture or any sound, so other aspects like a lipsync test, independent of the variable camera-studio-tx sound/vision link chain can't be tested.

Why Don't U send an interesting bul?

73 De John G8MNY @ GB7CIP